



## FLIESENPROFILE

SEITE 9 - 56



## TREPPENSTUFENPROFILE

SEITE 57 - 71



## DEHNFUGENPROFILE

SEITE 72 - 78



## LED PROFILE

SEITE 79 - 88



## OUTDOOR PROFILE

SEITE 89 - 102



## MATTENSYSTEME

SEITE 103 - 118



## BAD + DUSCHE

SEITE 119 - 134



## EINGANGSMATTEN / TAKTILE SYSTEME

SEITE 135 - 148



## FLOORBASE

SEITE 149 - 160




## SOCKELLEISTEN

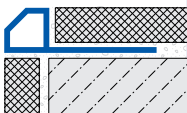
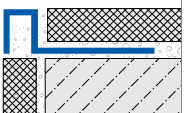
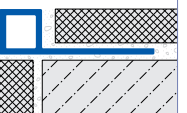
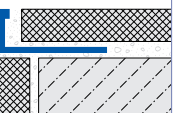
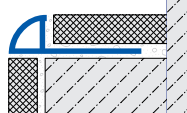
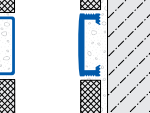
SEITE 161 - 168

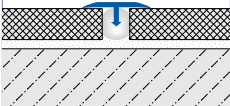
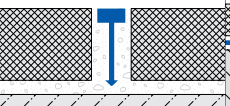
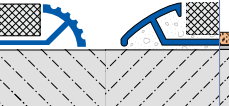

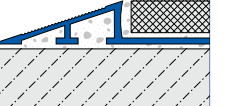



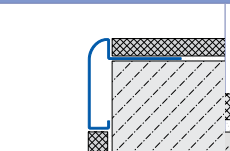
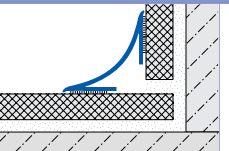
## WERKZEUGE + ZUBEHÖR

SEITE 169 - 182

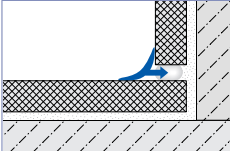
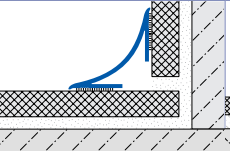
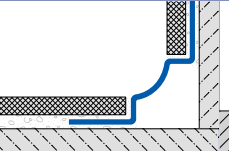
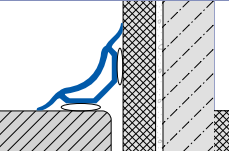
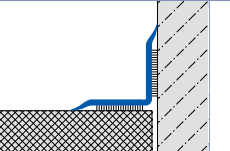


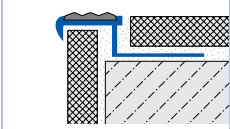

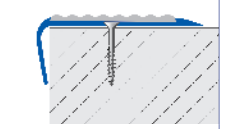
| FLIESENPROFILE ZUM ABSCHLUSS                                                      |                                                                                   |                                                                                   |                                                                                    |                                                                                     |                                                                                     |
|-----------------------------------------------------------------------------------|-----------------------------------------------------------------------------------|-----------------------------------------------------------------------------------|------------------------------------------------------------------------------------|-------------------------------------------------------------------------------------|-------------------------------------------------------------------------------------|
|  |  |  |  |  |  |
| <b>DURAPLUS DIAMOND</b><br>S. 9 – 10                                              | <b>DURAPLUS</b><br>S. 11                                                          | <b>SQUARELINE</b><br>S. 12 – 19                                                   | <b>DUROSOL</b><br>S. 22 – 31                                                       | <b>DURONDELL</b><br>S. 32 – 43                                                      | <b>DURALIS</b><br>S. 44 – 45                                                        |

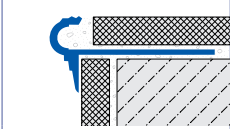
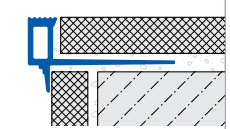
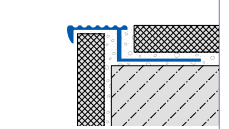
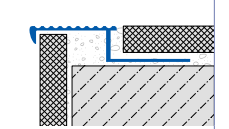
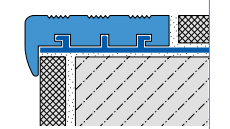
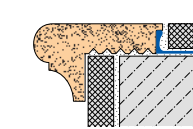
| FLIESENPROFILE ZUR DEKORATION                                                     |                                                                                   | FLIESENPROFILE FÜR BODEN/BODEN-ÜBERGÄNGE                                          |                                                                                    |                                                                                     |  |
|-----------------------------------------------------------------------------------|-----------------------------------------------------------------------------------|-----------------------------------------------------------------------------------|------------------------------------------------------------------------------------|-------------------------------------------------------------------------------------|--|
|  |  |  |  |  |  |
| <b>T-FLOOR</b><br>S. 46                                                           | <b>TERRAZZO</b><br>S. 46                                                          | <b>DURATRANS R</b> S. 47<br><b>DURATRANS</b> S. 47                                | <b>DURATRANS TR</b><br>S. 48                                                       | <b>DURATRANS</b><br>S. 48                                                           |  |

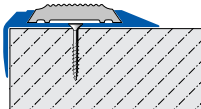



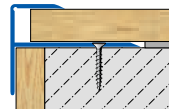

| FLIESENPROFILE FÜR WAND/BODEN-ANSCHLÜSSE                                          |                                                                                   | PROFILE FÜR KÜCHENBEREICHE                                                        |  |  |  |
|-----------------------------------------------------------------------------------|-----------------------------------------------------------------------------------|-----------------------------------------------------------------------------------|--|--|--|
|  |  |  |  |  |  |
| <b>T-COVE</b><br>S. 50                                                            | <b>DURASTEP DP</b><br>S. 51                                                       | <b>DURACOVE HK</b><br>S. 55                                                       |  |  |  |

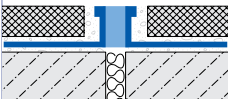
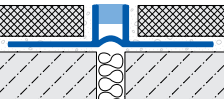

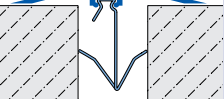
| FLIESENPROFILE ZUM ECKSCHUTZ                                                        |                                                                                     |                                                                                     |  |  |  |
|-------------------------------------------------------------------------------------|-------------------------------------------------------------------------------------|-------------------------------------------------------------------------------------|--|--|--|
|  |  |  |  |  |  |
| <b>DURAGARD EP</b><br>S. 52                                                         | <b>DURAGARD WP</b><br>S. 53                                                         | <b>SPEED-FLEX</b><br>S. 53 / 166 / 182                                              |  |  |  |

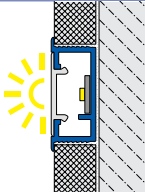
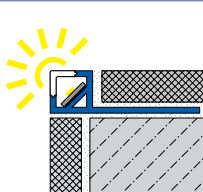
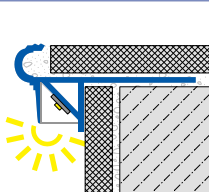
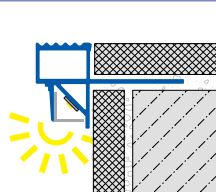
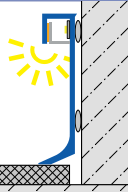

| FLIESENPROFILE FÜR WAND/BODEN-ANSCHLÜSSE                                            |                                                                                     | PROFILE FÜR SANITÄRBEREICHE                                                         |                                                                                      |                                                                                       |  |
|-------------------------------------------------------------------------------------|-------------------------------------------------------------------------------------|-------------------------------------------------------------------------------------|--------------------------------------------------------------------------------------|---------------------------------------------------------------------------------------|--|
|  |  |  |  |  |  |
| <b>T-COVE</b><br>S. 50                                                              | <b>DURACOVE HK</b><br>S. 55                                                         | <b>DURACOVE DB</b><br>S. 55                                                         | <b>DURACOVE ZK / SO / TW</b> S. 56                                                   | <b>SANISTRIP/SANIFLEX</b><br>S. 56                                                    |  |

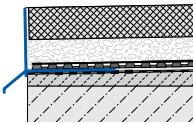

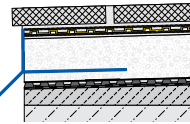
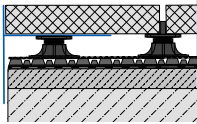
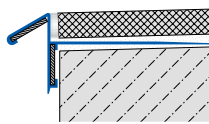

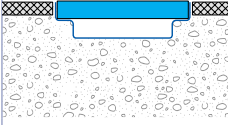
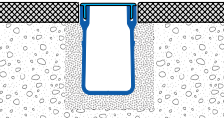
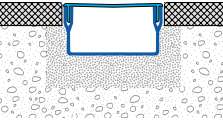



| TREPPENSTUFENPROFILE MIT SPEZIALEINLAGE                                             |                                                                                     |                                                                                     |  |  |  |
|-------------------------------------------------------------------------------------|-------------------------------------------------------------------------------------|-------------------------------------------------------------------------------------|--|--|--|
|  |  |  |  |  |  |
| <b>DIAMONDSTEP</b><br>S. 57 – 58                                                    | <b>DIAMONDTRIED</b><br>S. 59                                                        | <b>TREDSAFE</b><br>S. 60 – 61                                                       |  |  |  |

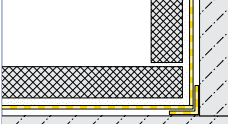
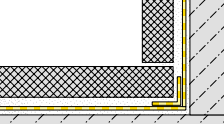
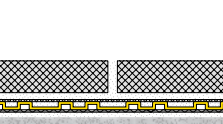
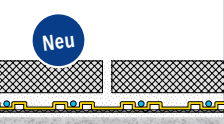
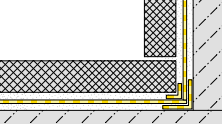
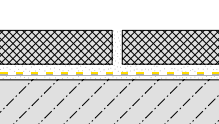
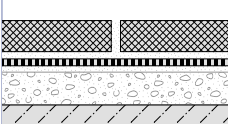
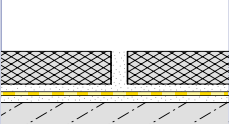
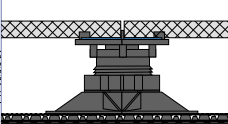
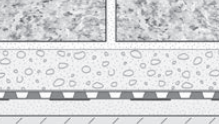
| TREPPENSTUFENPROFILE FÜR FLIESEN                                                    |                                                                                     |                                                                                     |                                                                                      |                                                                                       |                                                                                       |
|-------------------------------------------------------------------------------------|-------------------------------------------------------------------------------------|-------------------------------------------------------------------------------------|--------------------------------------------------------------------------------------|---------------------------------------------------------------------------------------|---------------------------------------------------------------------------------------|
|  |  |  |  |  |  |
| <b>FLORESTOP</b><br>S. 62 – 63                                                      | <b>SQUARESTEP</b><br>S. 64 – 65                                                     | <b>DURASTEP SOLID</b><br>S. 66 – 67                                                 | <b>DURASTEP SOLID L</b><br>S. 66                                                     | <b>DURASTEP STANDARD JUMBO</b> S. 68                                                  | <b>DURASTEP WOOD</b><br>S. 68                                                         |



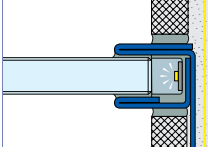
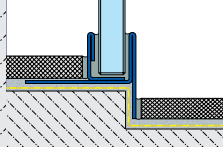
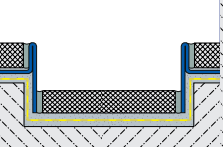


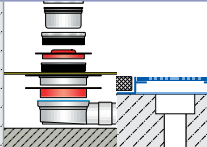


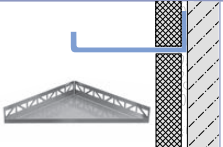
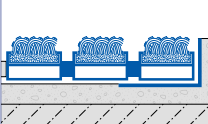
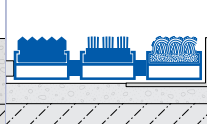
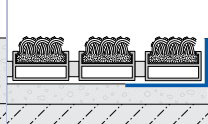
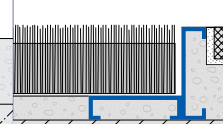
















| TREPPENSTUFENPROFILE FÜR PARKETT, LAMINAT, TEPPICH- UND DESIGNBELÄGE              |                                                                                   |                                                                                   |                                                                                    |                                                                                     |                                                                                     |
|-----------------------------------------------------------------------------------|-----------------------------------------------------------------------------------|-----------------------------------------------------------------------------------|------------------------------------------------------------------------------------|-------------------------------------------------------------------------------------|-------------------------------------------------------------------------------------|
|  |  |  |  |  |  |
| <b>STEP</b><br>S. 69                                                              | <b>TEKA STEP /<br/>TEKA STEP TA</b> S. 69                                         | <b>TEKA STEP TK</b><br>S. 69                                                      | <b>STEPFLOOR</b><br>S. 70                                                          | <b>STEPFLOOR-G</b><br>S. 70                                                         | <b>PROTECT</b><br>S. 71                                                             |

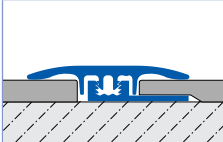
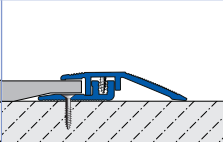
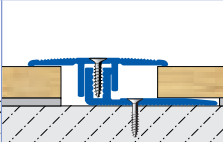
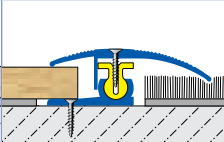
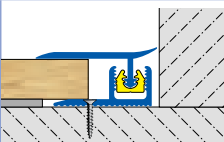
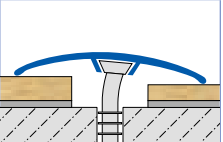
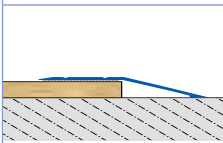
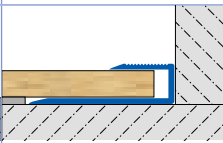
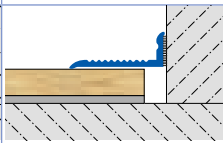
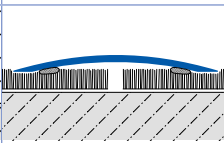
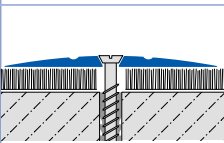
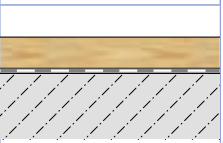
| DEHN- UND BEWEGUNGSFUGENPROFILE                                                   |                                                                                   |                                                                                   |                                                                                    |  |  |
|-----------------------------------------------------------------------------------|-----------------------------------------------------------------------------------|-----------------------------------------------------------------------------------|------------------------------------------------------------------------------------|--|--|
|  |  |  |  |  |  |
| <b>DURAFLEX METALL<br/>DÜNNBETT</b><br>S. 72 – 73                                 | <b>DURAFLEX PVC</b><br>S. 74                                                      | <b>DURAFLEX DICKBETT</b><br>S. 75 – 76                                            | <b>DURAFLEX<br/>ABDECKPROFILE</b><br>S. 77 – 78                                    |  |  |

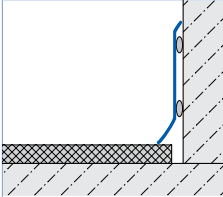
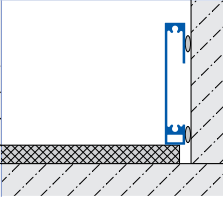

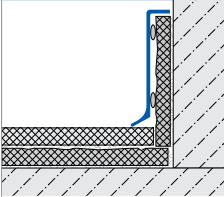
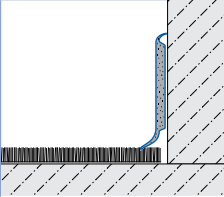
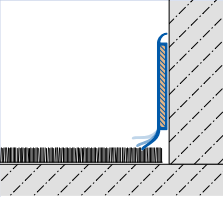
| LED-PROFILE                                                                       |                                                                                   |                                                                                   |                                                                                    |                                                                                     |                                                                                     |
|-----------------------------------------------------------------------------------|-----------------------------------------------------------------------------------|-----------------------------------------------------------------------------------|------------------------------------------------------------------------------------|-------------------------------------------------------------------------------------|-------------------------------------------------------------------------------------|
|  |  |  |  |  |  |
| <b>DURALIS-LED</b><br>S. 80                                                       | <b>SQUARELINE-LED</b><br>S. 81                                                    | <b>FLORENTOSTEP-LED</b><br>S. 82                                                  | <b>SQUARESTEP-LED</b><br>S. 83                                                     | <b>CONSTRUCT-LED</b><br>S. 84                                                       | <b>LED-ZUBEHÖR</b><br>S. 85 – 88                                                    |












| OUTDOOR • TERRASSE • BALKON                                                         |                                                                                     |                                                                                     |                                                                                      |                                                                                       |                                                                                       |
|-------------------------------------------------------------------------------------|-------------------------------------------------------------------------------------|-------------------------------------------------------------------------------------|--------------------------------------------------------------------------------------|---------------------------------------------------------------------------------------|---------------------------------------------------------------------------------------|
|  |  |  |  |  |  |
| <b>DURABAL BL</b><br>S. 89                                                          | <b>DURABAL BW</b><br>S. 90                                                          | <b>DURABAL BT 11</b><br>S. 90                                                       | <b>DURABAL BO<br/>FÜR STELZLAGER</b><br>S. 91                                        | <b>DURABAL BK<br/>TROPFKANTE</b><br>S. 92 - 93                                        | <b>VERLEGEMATERIAL</b><br>S. 94                                                       |
|  |  |  |  |  |  |
| <b>DW-DRAIN<br/>DRAINAGERINNE</b><br>S. 94                                          | <b>U-DRAIN PRO<br/>UDP 100-65<br/>ENTWÄSSERUNGSRINNE</b> S. 95 – 96                 | <b>U-DRAIN PRO<br/>UDP 50-100<br/>ENTWÄSSERUNGSRINNE</b> S. 95 / 97                 | <b>FLEXIBAL<br/>STELZLAGER</b><br>S. 98 – 99                                         | <b>FLEXIBAL –<br/>SCHIENENSYSTEM</b><br>S. 100 – 101                                  | <b>FLEXIBAL<br/>CLIPSYSTEM</b><br>S. 102                                              |

| MATTENSYSTEME ZUR ABDICHTUNG • ENTKOPPLUNG • ARMIERUNG • DÄMMUNG • DRAINAGE         |                                                                                     |                                                                                     |                                                                                      |                                                                                       |                                                                                       |
|-------------------------------------------------------------------------------------|-------------------------------------------------------------------------------------|-------------------------------------------------------------------------------------|--------------------------------------------------------------------------------------|---------------------------------------------------------------------------------------|---------------------------------------------------------------------------------------|
|  |  |  |  |  |  |
| <b>DURABASE WS -<br/>WARPSEAL</b> S. 104 - 106                                      | <b>DURABASE WP</b><br>S. 107 – 109                                                  | <b>DURABASE CI++</b><br>S. 110 / 107                                                | <b>DURABASE CI-H</b><br>S. 111                                                       | <b>DURABASE ET-S</b><br>S. 112 – 114                                                  | <b>DURABASE FGT</b><br>S. 115                                                         |
|  |                                                                                     |                                                                                     |  |  |  |
| <b>DURABASE SW 14</b><br>S. 115                                                     |                                                                                     |                                                                                     | <b>DURABASE WP++</b><br>S. 116 / 107                                                 | <b>DURABASE DD 80++</b><br>S. 117                                                     | <b>DURABASE DR 80</b><br>S. 118                                                       |

| BODENGLEICHE DUSCHEN • DUSCHRINNEN • GEFÄLLEKEILE • BODENABLÄUFE • ABLAGESYSTEME                                                                                   |                                                                                                                                         |                                                                                                                                         |                                                                                                                                               |                                                                                                                                                       |                                                                                                                                            |
|--------------------------------------------------------------------------------------------------------------------------------------------------------------------|-----------------------------------------------------------------------------------------------------------------------------------------|-----------------------------------------------------------------------------------------------------------------------------------------|-----------------------------------------------------------------------------------------------------------------------------------------------|-------------------------------------------------------------------------------------------------------------------------------------------------------|--------------------------------------------------------------------------------------------------------------------------------------------|
|  <p><b>myVARIO-LINE</b><br/>S. 119 – 121</p>                                      |  <p><b>XFLAT-LINE</b><br/>S. 122</p>                   |  <p><b>SHOWER-GK GLAS WALL LED</b><br/>S. 123</p>      |  <p><b>SHOWER-GK GLAS WALL / FLOOR</b><br/>S. 124 – 125</p> |  <p><b>SHOWER-GK</b><br/>S. 126 – 127</p>                          |  <p><b>SHOWER-GK WANDANSCHLUSS</b><br/>S. 128 – 129</p> |
|  <p><b>SHOWER-GK CONNECT</b><br/>S. 130</p>                                       |  <p><b>TI-DRAIN FLOWFIX</b><br/>S. 131 S. 131</p>      |  <p><b>TI-SHELF LINE</b><br/>S. 132</p>                |  <p><b>TI-SHELF PENTA</b><br/>S. 133</p>                    |  <p><b>TI-SHELF</b><br/>S. 134</p>                                 |                                                                                                                                            |
| TAKTIL • EINGANGSMATTENSYSTEME                                                                                                                                     |                                                                                                                                         |                                                                                                                                         |                                                                                                                                               |                                                                                                                                                       |                                                                                                                                            |
|  <p><b>DURAWAY FERTIGMATTEN</b><br/>S. 135</p>                                    |  <p><b>DURAWAY EINGANGSMATTEN</b><br/>S. 136 – 137</p> |  <p><b>DURAWAY RAHMEN</b><br/>S. 137</p>               |  <p><b>DURAWAY ENTRY RAHMENSYSTEM</b><br/>S. 138</p>        |                                                                                                                                                       |                                                                                                                                            |
| TAKTIL • ORIENTIERUNGSHILFEN FRANZÖSISCHE NORM                                                                                                                     |                                                                                                                                         |                                                                                                                                         |                                                                                                                                               |                                                                                                                                                       |                                                                                                                                            |
|  <p><b>TACNOP / TACNOP KS TACNOP BS</b><br/>TAKTILE NOPPEN<br/>S. 139 – 140</p> |  <p><b>TACNOP L LAMELLEN-NOPPEN</b><br/>S. 140</p>   |  <p><b>TACNOP BSL NOPPENSCHABLONE</b><br/>S. 140</p> |  <p><b>TACNOP F NOPPENFOLIE</b><br/>S. 141</p>            |  <p><b>TACMAT N NOPPENMATTE</b><br/>S. 141</p>                   |  <p><b>TACRIP STREIFEN</b><br/>S. 141</p>             |
| TAKTIL SELBSTKLEBEND FÜR DEN INNENBEREICH • ORIENTIERUNGSHILFEN DEUTSCHE NORM                                                                                      |                                                                                                                                         |                                                                                                                                         |                                                                                                                                               |                                                                                                                                                       |                                                                                                                                            |
|  <p><b>TACNOP EINZELNOPPEN</b><br/>S. 143 - 144</p>                             |  <p><b>TACNOP F DIN NOPPENFOLIE</b><br/>S. 144</p>   |  <p><b>TACNOP BSL NOPPENSCHABLONE</b><br/>S. 144</p> |  <p><b>TACNOP NOPPENMATTE</b><br/>S. 145</p>              |  <p><b>TACRIP EM / EE / PM EINZELRIPPEN</b><br/>S. 146 – 147</p> |  <p><b>TACRIP F RIPPENFOLIE</b><br/>S. 147</p>        |
|  <p><b>TACRIP RIPPENSCHABLONEN</b><br/>S. 147</p>                               |  <p><b>STEP-MARK</b><br/>S. 148</p>                  |  <p><b>ANTI-SLIP</b><br/>S. 148</p>                  |  <p><b>TREDSAFE TAKTIL</b><br/>S. 148</p>                 |                                                                                                                                                       |                                                                                                                                            |

| FLOORBASE - PROFILE FÜR PARKETT, LAMINAT, TEPPICH- UND DESIGNBELÄGE               |                                                                                   |                                                                                   |                                                                                    |                                                                                     |                                                                                     |
|-----------------------------------------------------------------------------------|-----------------------------------------------------------------------------------|-----------------------------------------------------------------------------------|------------------------------------------------------------------------------------|-------------------------------------------------------------------------------------|-------------------------------------------------------------------------------------|
|  |  |  |  |  |  |
| <b>SNAP LVT</b><br>Übergang/Anpassung/<br>Abschluss<br>S. 151                     | <b>DUOFLOOR LVT</b><br>Übergang/Anpassung/<br>Abschluss<br>S. 152                 | <b>DUOFLOOR</b><br>Übergang/Anpassung/<br>Abschluss<br>S. 153                     | <b>TRIFLOOR</b><br>Übergang/Anpassung/<br>Abschluss<br>S. 154                      | <b>CLIPPER</b><br>Übergang/Anpassung/<br>Wandanschluss<br>S. 155                    | <b>MULTIFLOOR</b><br>Übergang/Anpassung<br>S. 156 – 157                             |
|  |  |  |  |  |  |
| <b>LP-TRANS</b><br>S. 158                                                         | <b>ADAPT</b><br>S. 158                                                            | <b>ADAPT VARIO</b><br>S. 159                                                      | <b>UNIFLOOR STANDARD</b><br>S. 159                                                 | <b>MAXIFLOOR</b><br>S. 160                                                          | <b>FLOORBASE PE AS</b><br>S. 160                                                    |

| SOCKELLEISTEN                                                                      |                                                                                    |                                                                                    |                                                                                     |                                                                                      |                                                                                      |
|------------------------------------------------------------------------------------|------------------------------------------------------------------------------------|------------------------------------------------------------------------------------|-------------------------------------------------------------------------------------|--------------------------------------------------------------------------------------|--------------------------------------------------------------------------------------|
|  |  |  |  |  |  |
| <b>CONSTRUCT METALL</b><br>S. 162 – 165                                            | <b>CONSTRUCT SQUARE</b><br>S. 166                                                  | <b>SPEED-FLEX</b><br>S. 53 / 166 / 182                                             | <b>CONSTRUCT RENO</b><br>S. 167                                                     | <b>CONSTRUCT SOLID CORE GSD</b> S. 168                                               | <b>CONSTRUCT SOLID CORE KSD</b> S. 168                                               |

| WERKZEUG • ZUBEHÖR                                                                  |                                                                                     |                                                                                     |                                                                                      |                                                                                       |                                                                                       |
|-------------------------------------------------------------------------------------|-------------------------------------------------------------------------------------|-------------------------------------------------------------------------------------|--------------------------------------------------------------------------------------|---------------------------------------------------------------------------------------|---------------------------------------------------------------------------------------|
|  |  |  |  |  |  |
| <b>TOOLS</b><br>Untergründe vorbereiten<br>S. 170                                   | <b>TOOLS</b><br>Untergründe vorbereiten<br>S. 171                                   | <b>TILES</b><br>Verlegehilfen<br>S. 171 – 172                                       | <b>NIVOFIX / TURNFIX</b><br>Nivelliersystem<br>S. 172                                | <b>TOOLS</b><br>Verlegewerkzeug<br>S. 173                                             | <b>TOOLS</b><br>Verlegehilfen<br>S. 174 – 175                                         |
|  |  |  |  |  |                                                                                       |
| <b>TOOLS</b><br>Verlegewerkzeuge<br>S. 175                                          | <b>TOOLS</b><br>Fliesen bearbeiten<br>S. 176 – 177                                  | <b>TOOLS</b><br>Fliesen verfugen<br>S. 178 – 181                                    | <b>TOOLS</b><br>Arbeitsschutz<br>S. 181                                              | <b>BEFESTIGUNGSMATERIAL</b><br>S. 182                                                 |                                                                                       |

| INDEX • FARBÜBERSICHT • ALLGEMEINE GESCHÄFTSBEDINGUNGEN |                                    |                                |                                                                                                                                                                                                                                                                                                                                                                               |
|---------------------------------------------------------|------------------------------------|--------------------------------|-------------------------------------------------------------------------------------------------------------------------------------------------------------------------------------------------------------------------------------------------------------------------------------------------------------------------------------------------------------------------------|
| <b>PFLEGEHINWEISE</b><br>S. 183 – 184                   | <b>INDEX A – Z</b><br>S. 185 – 190 | <b>FARBÜBERSICHT</b><br>S. 191 | Die angegebenen Preise sind Listenpreise (zzgl. MwSt.).<br>Rabatt entsprechend individueller Vereinbarung. Mit Erscheinen einer neuen Preisliste verliert diese ihre Gültigkeit.<br>Es gelten unsere Allgemeinen Geschäfts- und Lieferbedingungen, die wir unter <a href="http://www.dural.de">www.dural.de</a> zur Verfügung stellen oder bei uns angefordert werden können. |